Symbol of the City

Materials

City and County Building Historical Photo (1 overhead and 1 copy per student)

Symbol of the City Reading Packet (1 copy per student)

Core Curriculum Objectives

3rd Grade
Social Studies
6030-0102
6030-0301

Language Arts
4030-0101
4030-0102
4030-0103
4030-0201
4030-0202
4030-0304

Visual Arts
1030-0301
1030-0402

Science
3030-0302

Objectives

Students will:

Make observations from examining an historic photo.

Develop questions for historical inquiry.

Research answers to their questions in a reading packet, on a field trip, and in other lesson activities.

Student Instruction

1. Show *City and County Building Photo* overhead and pass out copies of photo to students. ***Ask students:*** *Have you ever seen this building before? Where do you think it is located? What do you think the building is used for? Does the building look old or new? What clues tell you this?* Make a list of observations on the board.

2. ***Tell students:*** The building in the photograph is called the Salt Lake City and County Building. It was built over 100 years ago. It is one of the most important buildings in Salt Lake City and there are many exciting stories about it. We are going to explore the City and County Building by reading, doing activities, and taking a field trip.

3. ***Ask students:*** *Before we begin exploring, tell me what would you like to know about this building?* List student questions on the board.

Student Activity

1. Pass out the *Symbol of the City Reading Packet* to each student and start reading as a class. **Students will not be able to finish the packet in one sitting**. Take time to discuss the bolded vocabulary words and do the activities found in the reading. **The reading packet and activities are necessary as background information for students going on the tour.**

2. Refer back to the questions students developed prior to reading the packet. In teams or as a class, students answer as many questions as possible based on the information in the reading packet. Students record any questions they could not answer to ask their guide on the tour. They may also add new questions that came up in the reading. Students may find answers to some of their questions as they complete additional lessons in the teacher' s guide. Likewise, they may add questions to their list to ask on the tour.

Resources

For a more complete history of the City and County Building, visit Salt Lake City's Web site at: **www.ci.slc.ut.us/info/ccbuilding/ccbuilding.htm**

© UTAH HERITAGE FOUNDATION

A Building for the Government

Salt Lake City has a **mayor** and a **city council**. These leaders are elected by the people to make rules and run the city. Where do these people work? That story is an exciting part of Salt Lake City's history.

In 1847, settlers came to the Salt Lake Valley. Salt Lake City grew quickly as people built homes, stores, offices, churches, and schools. The city **government** needed a building too. The mayor and city council wanted a special building that would show people how proud they were of Salt Lake City! They looked at many different plans.

They decided on plans for a big, stone building. It looked like a place for important **business.** The building was called the **Salt Lake City and County Building**. It had offices for both the city and the county government.

Thinking Questions: The City and County Building is a long name. What is a city? What is a county?

Finding a Place for the City and County Building

City officials decided to build the City and County Building in **Washington Square**. Washington Square is a block in Salt Lake City with an interesting history.



In the early days of Salt Lake City, settlers needed a place to stay when they first came to the city. Washington Square was a special block in the middle of the city where people could live in tents or wagons until they had a better home. When the block was no longer needed as a camp site, people used the square in many other ways. It was used for baseball games and as a place to watch the circus when it came to town.

Thinking Question: Who do you think Washington Square was named after? Look for his picture in the City and County Building.

When the City and County Building was finished, city leaders wanted Washington Square to look like a park where people could take walks, look at fountains, sit on benches, and enjoy the trees.

Look at the photograph of Washington Square. Does it remind you of a park?

Look at the picture of the boy and girl pointing to a flag.

This monument is on the west side of Washington Square. Find this statue on your tour and learn how children helped the city long ago.

© UTAH HERITAGE FOUNDATION

A New Landmark

The City and County Building took three years to build. It was finished in l894. A time capsule was placed in the cornerstone in 1892 so that people in the future could see how people lived a long time ago. The time capsule contained pictures of city officials, some coins, paper money, and even a belt buckle from the city fire department.



When the building was finished, people had a great celebration! Most cities had a town square with a city hall. Now Salt Lake City had one too!

Thinking Questions: What is a time capsule? How can time capsules help us learn about people who lived long ago? What would you put into a time capsule to help students of the future understand what you care about?

Buildings Can Be Symbols

Look at Symbol Handout 1 on the next page. Tell what each of the pictures mean.

These pictures are called **symbols**. A symbol is a word or picture that stands for something else. For example, when you see a big red light at the corner of a street, you know that cars are supposed to stop! The stop light is a symbol that reminds you to be safe. Sometimes building can be symbols too.

City leaders wanted the City and County Building to look important. They wanted everyone who looked at the building to know that Salt Lake City had a bright future. The people of Salt Lake City were very proud of the City and County Building.

The City and County Building became the official symbol for Salt Lake City. You can see a picture of it on letters from city leaders and even on the side of city police cars. When people see the City and County Building, or a picture of it, they know it stands for Salt Lake City.

Outside the City and County Building

The City and County Building was designed by architects. It has thick stone walls and a tall clock tower. Architects planned many carvings on the outside of the City and County Building. On your field trip you will see stone carvings, including faces, animals, and gargoyles! Some of the carvings are symbols of stories from the history of Salt Lake City.

Find the picture marked Symbol Handout 2. This carving is on the west side of the building. Make a list of all the objects in the carving. Then answer these questions:

Who are the two men? Can you tell by looking at what they are holding?

Find the sun. Is the sun rising or setting? Why?

How does this carving symbolize the history of Salt Lake City?

There are also five statues at the top of the building. Each statue is a symbol. Look for statues and find out their names on your field trip.

Inside the City and County Building

The inside of the City and County Building was designed to **impress** people. The building has high **ceilings**, tall windows, long hallways, and beautiful **domes**. The drinking fountains are shaped like shells and the bathrooms have gold lettering above the doors!

Builders included many new **inventions** in the City and County Building. The building had electric lights and **elevators**. People were excited because the building had ONE telephone! Instead of phones, offices had speaking tubes. People on different floors talked to each other by yelling through the tubes.



© UTAH HERITAGE FOUNDATION











How was the Building Used Long Ago?

Have you ever had visitors stay at your house until they had a place of their own? At first, the City and County Building was home for many different offices. It was built for the **Salt Lake City** and **Salt Lake County** governments. But the governor and the **state legislature** also had offices there until the **State Capitol Building** was finished in l916.



Salt Lake citizens visited the building for many reasons. People came to the building to pay water bills, buy **license plates** for their cars, check out books from the library, and even get married. The City and County Building was like a "one-stop shopping mall" for **government services**!

This photo shows people in the 1940s coming to the City and County Building to buy license plates for their cars. What other government services could people use at the City and County Building?

How is the Building Used Today?

Can you check out books in the City and County Building today? No, the city government is so big that it needs the whole space. The county government moved to its own building in the 1980s. Officials decided to keep the building' s name the same even though only the city uses it today.

Who works in the building today? Important city leaders work in the City and County Building. On your field trip, you will see offices for the mayor and city council. The city council passes the laws for Salt Lake City. The mayor puts laws into action with the help of different city departments like the Parks Department and the Water Department. It takes many departments to help the city run well. You will pass offices for these departments on your tour.

City government helps people solve problems. If you have a problem you want the city to solve, you could meet with the mayor or speak before the city council.

Thinking Question: When you visit the City and County Building you will see portraits of the past mayors of Salt Lake City. Find the picture of Mayor Ted Wilson who helped restore the building. Who was the other mayor when the City and County Building was restored? What clues help you find this painting?

Changes and Neglect

Do you think that the City and County Building has stayed the same over the past 100 years? No, buildings change just like people do.

As time passed, the building had more and more problems. The rooms became too crowded and things were not working well. People began changing the building. The ceilings were lowered, the domes were covered, and big rooms were divided into smaller ones. After a while the inside of the building was no longer beautiful and **majestic.**

On the outside of the building, the carvings wore down from rain, wind, and **freezing** weather. Erosion caused chunks of sandstone to fall from the walls onto the sidewalks. People worried that the building might **collapse** in an **earthquake**.

© UTAH HERITAGE FOUNDATION

You know how important it is to take care of your body and your favorite things. What would happen if you didn't brush your teeth for a month? Yuck!

Buildings need regular care just like you do! People did not **repair** the City and County Building when it needed to be fixed. By the 1980s the building was in bad shape.

The Big Debate!

The City and County Building was in trouble! People had to decide whether to **restore** the building or to tear it down and build a new one. Some people said that the building was too old and would cost too much to repair. Many people loved the old building and saw it as the symbol of the city. They said that the building should be saved.



Mayor Ted Wilson wanted to **restore** the building and hoped it would happen soon! If an earthquake hit before the building was restored, he would have to jump from the third floor or stay in his office and hope the building didn't' t fall on him! In l982, he asked a **committee** to come up with a plan.

The committee took a **poll** to find out what the citizens wanted. The poll showed that most people wanted to keep the building. **Experts** said the building could be saved.

As Good As New

City officials wanted the City and County Building to remain a symbol of the city. They hired **craftsmen** to repair the stonework and make new carvings. Artists made new statues for the roof.

Inside the building, craftsmen fixed the old wood and painted the walls the same colors as when the building was first built. They uncovered the domes and high ceilings. Soon the building was as beautiful as it had been 100 year ago.

Earthquake Protection

People knew that the City and County Building would not be safe in an earthquake. They decided to try a new plan. The whole building was lifted up and set on 400 boxes called **base isolators**. The boxes have layers of rubber and steel that act like giant slinkies. During an **earthquake**, the isolators will move with the earth and **absorb** the shaking. The City and County Building will move very little. This will keep the building from falling over or being **damaged**.

The City and County Building was the first historic building to sit on base isolators. Today, scientists and interested people come from all over the world to see how it works. You will see the isolators in boxes under the building on your tour.

Celebrate the City

The City and County Building restoration was finished in l989. A big party was held when the building re-opened. Thousands of people came to the celebration. Past and present government officials gave speeches and met the people. School children gave tours for the celebration. Everyone was excited to see that the City and County Building was safe and beautiful again. It would be the symbol for Salt Lake City for another 100 years!

People from all over Utah came to the City and County Building to celebrate the announcement that Salt Lake City would host the 2002 Winter Olympics.
Photo by Ryan Miller. Used with permission of *The Salt Lake Tribune.*

© UTAH HERITAGE FOUNDATION